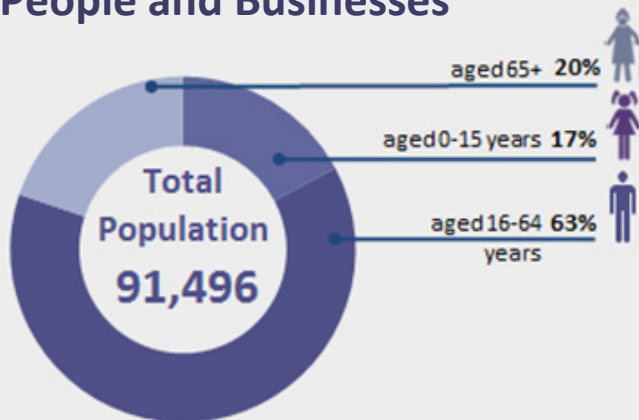


## People and Businesses



**90%**  
are micro businesses  
employing less than  
10 people

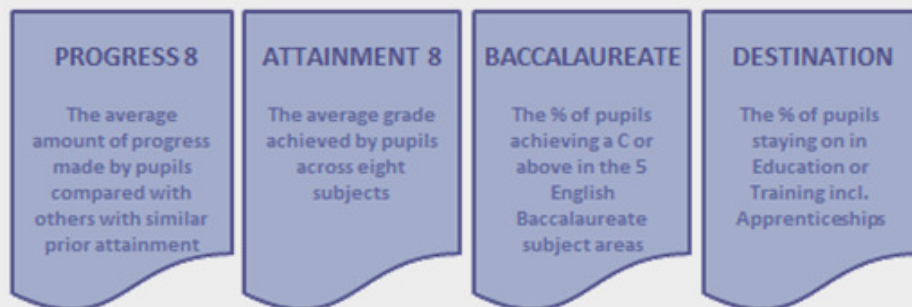
Source: Mid-year population estimates, 2015, ONS © Crown Copyright

Source: UK Business: Activity, Size and Location, 2016, ONS © Crown Copyright

## Schools

**7** secondary schools in High Peak

High Peak	<b>-0.15</b>	<b>50.4</b>	<b>15.3%</b>	<b>94.4%</b>
England*	<b>0.00**</b>	<b>49.9</b>	<b>24.7%</b>	<b>94.0%</b>




Source: Derbyshire County Council, Childrens Services (All pupils at a Derbyshire school), 2016

\* This data relates to state funded schools only. \*\* A score below -0.5 falls below the national floor standard


## Top 5 Industries for jobs

Source: BRES, 2015, NOMIS, ONS  
© Crown Copyright

### High Peak



### England



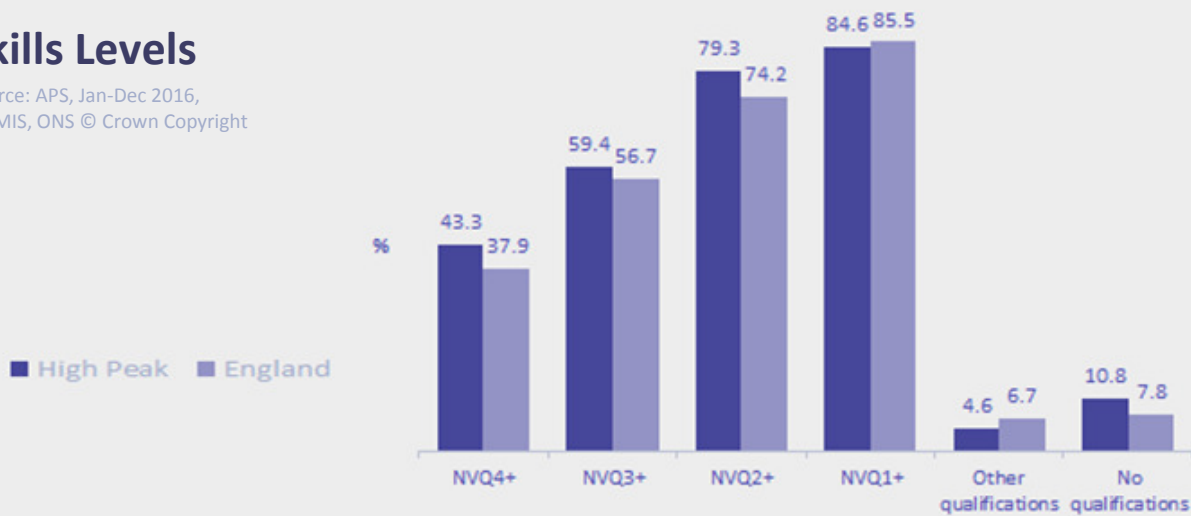
## Employment

Source: NOMIS, ONS © Crown Copyright

	High Peak	England
No. of jobs per person (Job density, 2015)	0.61	0.84
No. of employees (BRES, 2015)	31,000	24,867,000
Employment rate (APS, Oct 15 - Sept 16)	74.2%	74.3%
Self-employment rate (APS, Oct 15 - Sept 16)	7.5%	10.8%
Unemployment rate (Claimant count, Jan 2017)	1.1%	1.8%
Average weekly pay (ASHE, Median, 2016)	£505	£545
Average hourly pay (ASHE, Median, 2016)	£13.30	£13.80

## Skills Levels

Source: APS, Jan-Dec 2016,  
NOMIS, ONS © Crown Copyright



## Employability, Careers & Enterprise

For information advice and guidance on careers and local training and education options visit [www.nationalcareersservice.direct.gov.uk](http://www.nationalcareersservice.direct.gov.uk) or call **0800 100 900**. Work experience provides many benefits, giving you skills and experience that will allow you to stand out to potential employers as well as helping you to choose the right career. For more information about **Traineeships** and **Apprenticeships** visit [www.apprenticeships.org](http://www.apprenticeships.org) or call **08000 150 600** to speak to a National Apprenticeship Adviser. The D2N2 Escalator is an overview of jobs and route-ways for the key priority sectors across Derby, Derbyshire, Nottingham and Nottinghamshire <http://www.d2n2lep.org/skills/employability-framework/escalators>.

Sector	Further information
Construction	<a href="http://www.goconstruct.org">www.goconstruct.org</a>
Creative and Digital Industries	<a href="http://www.ccskills.org.uk/careers/advice">www.ccskills.org.uk/careers/advice</a>
Food and Drink Manufacturing	<a href="http://www.nsafd.co.uk/">www.nsafd.co.uk/</a>
Health and Social Care	<a href="http://www.skillsforcare.org.uk/Care-careers/Think-Care-Careers/Home-Page.aspx">http://www.skillsforcare.org.uk/Care-careers/Think-Care-Careers/Home-Page.aspx</a>
Life Sciences	<a href="http://www.abpi.org.uk">www.abpi.org.uk</a>
Transport and Logistics	<a href="http://ciltuk.org.uk/Careers.aspx">http://ciltuk.org.uk/Careers.aspx</a>
Low Carbon Sector	<a href="http://www.thinkpowersector.co.uk/">www.thinkpowersector.co.uk/</a>
Transport Manufacturing	<a href="http://www.semta.org.uk/careers">www.semta.org.uk/careers</a>
Visitor Economy	<a href="http://www.people1st.co.uk">www.people1st.co.uk</a>