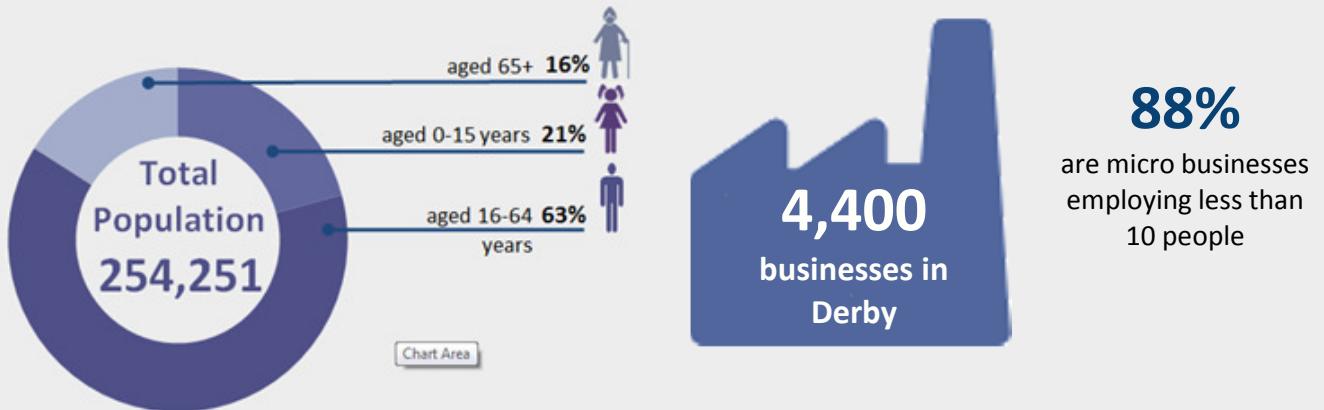


People and Businesses



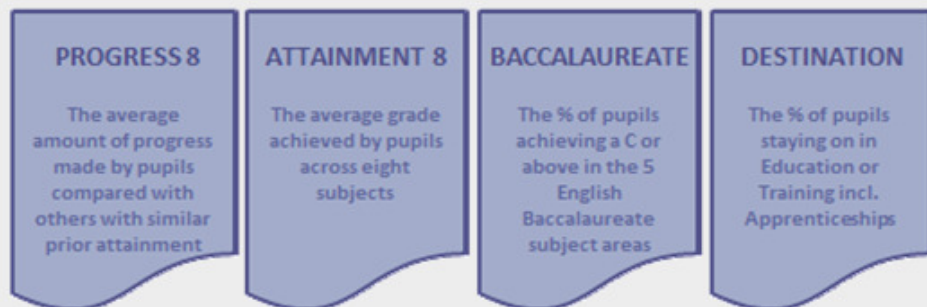
Source: Mid-year population estimates, 2015, ONS © Crown Copyright

Source: UK Business: Activity, Size and Location, 2016, ONS © Crown Copyright

Schools

19 secondary schools in Derby

Derby	-0.17	46.2	19.8%	92.0%
England*	0.00**	49.9	24.7%	94.0%

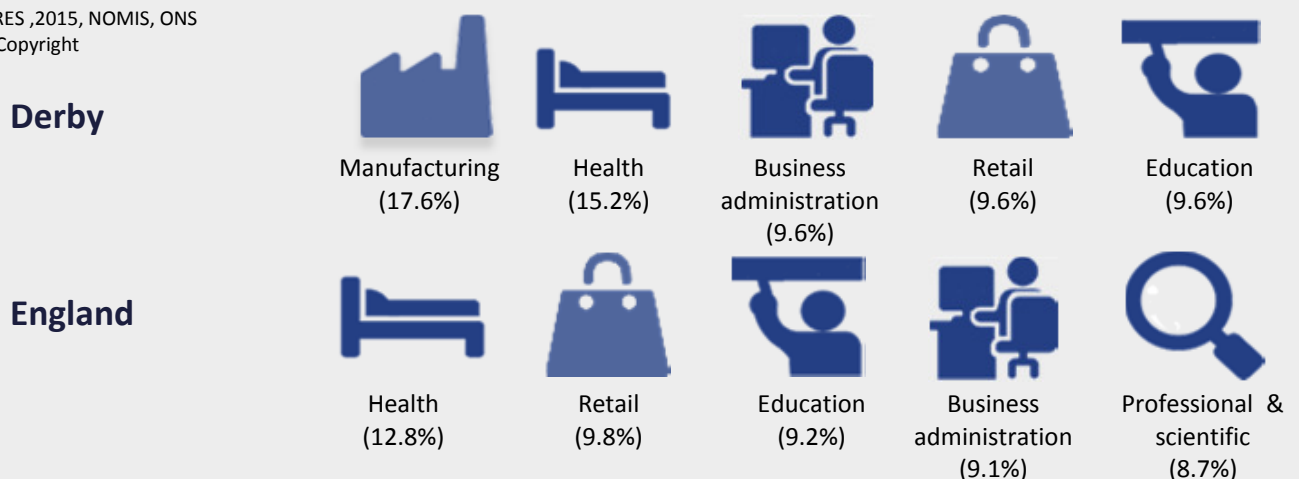


Source: Derby City Council, Childrens Services (All pupils at a Derbyshire school), 2016

* This data relates to state funded schools only. ** A score below -0.5 falls below the national floor standard

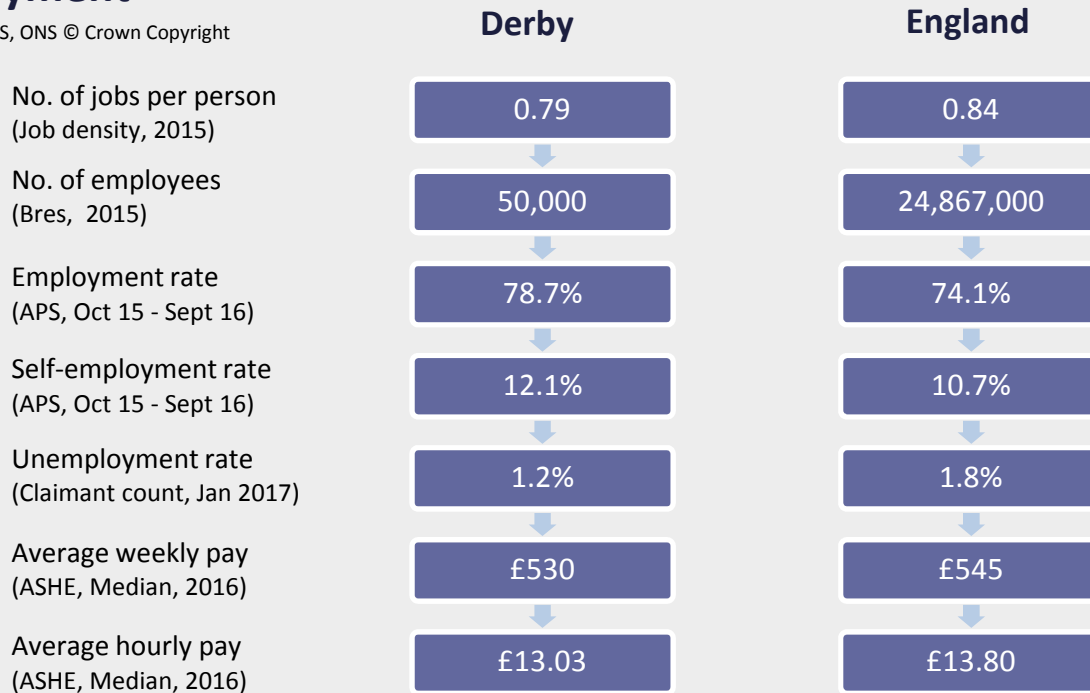
Top 5 Industries for jobs

Source: BRES ,2015, NOMIS, ONS
© Crown Copyright



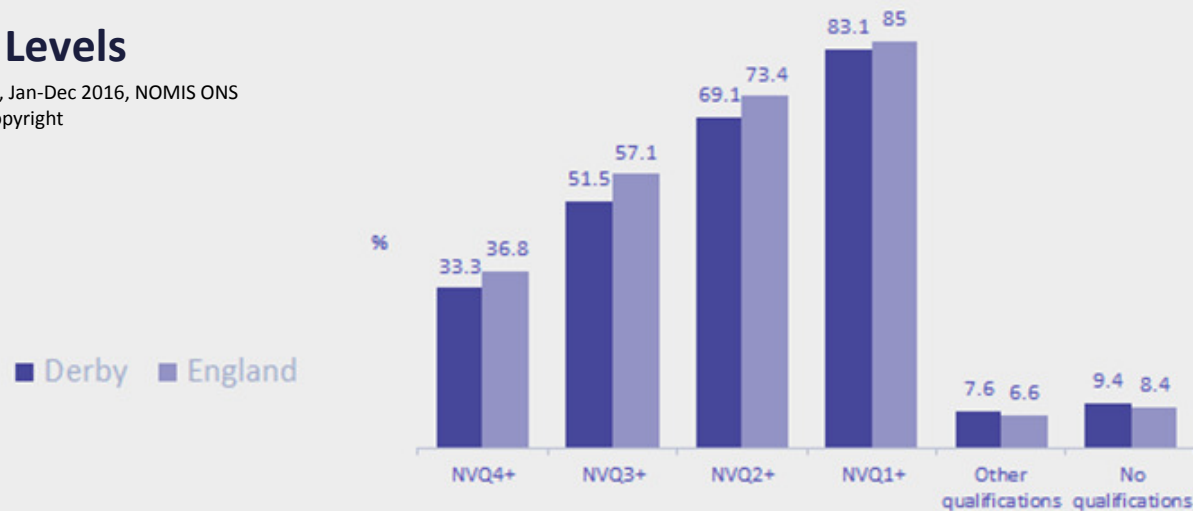
Employment

Source: NOMIS, ONS © Crown Copyright



Skills Levels

Source: APS, Jan-Dec 2016, NOMIS ONS
© Crown Copyright



Employability, Careers & Enterprise

For information advice and guidance on careers and local training and education options visit www.nationalcareersservice.direct.gov.uk or call **0800 100 900**. Work experience provides many benefits, giving you skills and experience that will allow you to stand out to potential employers as well as helping you to choose the right career. For more information about **Traineeships** and **Apprenticeships** visit www.apprenticeships.org or call **08000 150 600** to speak to a National Apprenticeship Adviser. The D2N2 Escalator is an overview of jobs and route-ways for the key priority sectors across Derby, Derbyshire, Nottingham and Nottinghamshire <http://www.d2n2lep.org/skills/employability-framework/escalators>.

Sector	Further information
Construction	www.goconstruct.org
Creative and Digital Industries	www.ccskills.org.uk/careers/advice
Food and Drink Manufacturing	www.nsafd.co.uk/
Health and Social Care	http://www.skillsforcare.org.uk/Care-careers/Think-Care-Careers/Home-Page.aspx
Life Sciences	www.abpi.org.uk
Transport and Logistics	http://ciltuk.org.uk/Careers.aspx
Low Carbon Sector	www.thinkpowersector.co.uk/
Transport Manufacturing	www.semta.org.uk/careers
Visitor Economy	www.people1st.co.uk